




## PURCHASE SPECIFICATION FOR FIELD DISCHARGE RESISTOR

Field discharge resistor

Rating	0.3 Ohms with $\pm 5\%$ tolerance
Power	1600KWS (400KW for 4 sec)
Construction	2Nos grid resistor connected in series/parallel, suitable mounting brackets with holes. The resistor is required to be mounted inside the cubicle panel near to top cover with the supports of mounting channels.
Material	Fe-Cr-Al alloy strips
Limiting dimension	$500\pm 2(L) * 320\pm 5(W) * 300\pm 2(H)$ mm

### NOTES TO THE SUPPLIER:

- Dimensional drawings showing mounting and termination details are to be furnished along with the offer.
- HV test (4.5KV, 50Hz, for 1 minute) is to be performed on the above items.
- 2 copies of test certificates shall be furnished along with the consignment

	Name	Signature	
Prepared by	Manoj Kumar		Specification no: CEE/13005
Checked by	Ajay Dhote		Revision no:00
Approved by	A. Mitra		
Date	09.12.13		Date of revision: