

## TECHNICAL SPECIFICATION FOR MOUNTING TRACK

### 1. Description

The mounting track assembly will be used for din rail mounting of gate circuit PCB size: 50\*108mm. It will consist of mounting track (1no) with mounting foot (2nos) and end clamps (2nos) and suitable screw (4nos) refer Fig-1 below.

### 2. Dimension

Mounting track assembly should be suitable for housing the PCB size: 50\*108mm. Mounting track should be suitable for mounting on 35 mm din rail.

### 3. Material

Mounting track/foot/end clamp	PVC Self-extinguishing PVC-FR-UL94V-0/Nylon 6.6
Colour	Green
Screw	Bright steel

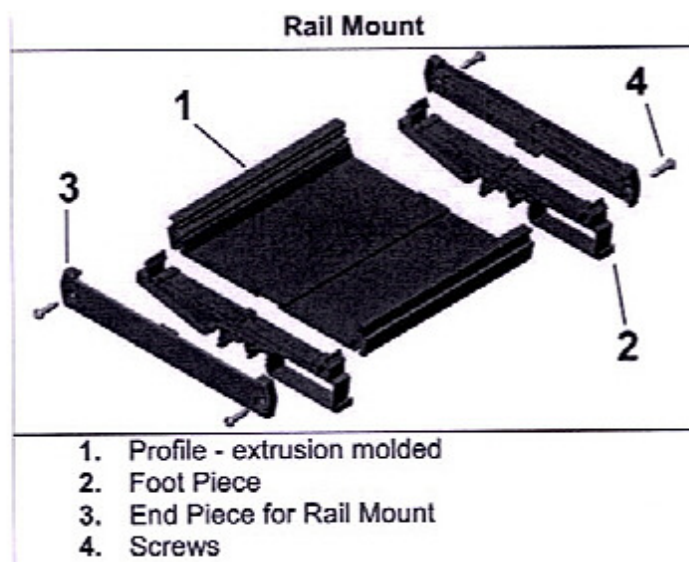





Figure 1

**Material code: BP9047582900**

	Name	Signature	
Prepared by	Manoj Kumar		Specification no: CEE/13001
Checked by	Ajay Dhote		
Approved by	A. Mitra		Revision no:00
Date	04.03.13		Date of revision: